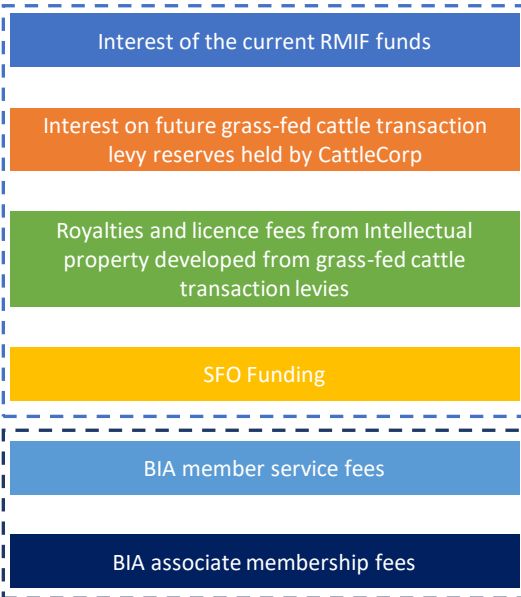


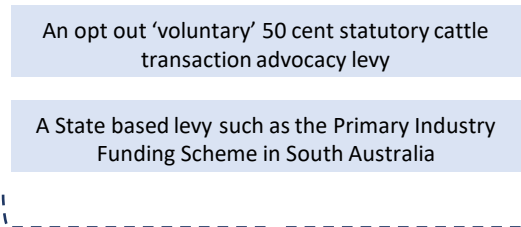
Potential Beef Industry Australia Funding Mix

BIA would seek multiple funding streams. The annual funding stream mix must allow BIA to operate without the continuing need for income from service/consultancy agreements with the industry's service providers (i.e. MLA, AHA, NRS)

Sources of Annual Funding



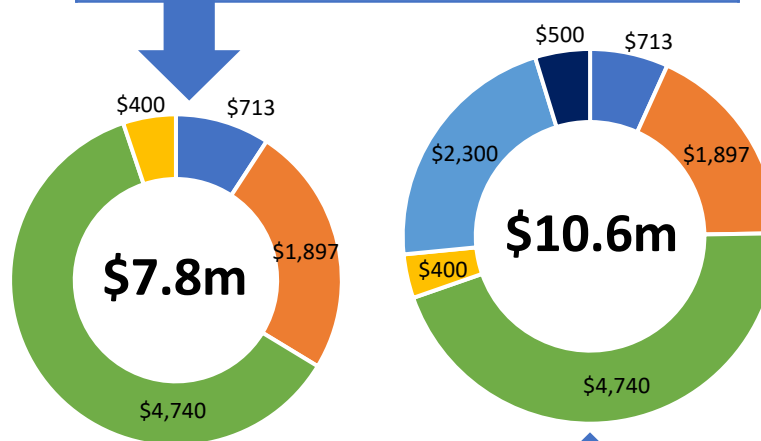
Additional Potential Funding Sources



Further sources of income for BIA to explore

Potential Annual Funding Mix

Potential BIA Interest Royalty & SFO Income		
Funding Opportunity	Note	Projected
Interest of the current RMIF funds	1	\$713,400
Int. on future levy reserves CattleCorp	2	\$1,897,175
Royalties and licence fees	3	\$4,740,000
Current SFO Funding	4	\$400,000
Total		\$7,750,575



Potential/Possible Future BIA Business Service Income		
BIA member service fees	5	\$2,300,000
BIA associate membership fees	6	\$500,000
Total		\$2,800,000
Potential BIA Int. Royalty and SFO Income		\$7,750,575
GRAND TOTAL		\$10,550,575

Notes

- Interest received from the grass-fed portion of the RMIF**
Assumes 6% return on \$11.89 million
 - Interest on future grass-fed cattle transaction levy reserves held by CattleCorp (TBC with MLA)**
Based on 51.8% of \$3,662,500 (MLA 3-yr average interest income)
 - Royalties and licence fees from Intellectual property developed from grass-fed cattle transaction levies (TBC with MLA)**
Intellectual Property royalties and licence fees currently being paid to Meat & Livestock Australia amount to \$9.15m. Assumes 51.8% allocation to BIA
 - Current SFO Funding**
Current SFO contribution
 - BIA member service fees**
Assumes 46,000 members of the new reformed grass-fed cattle producer Peak Industry Council of which half become members of the new reformed advocacy body, each paying an annual \$100 fee. (23,000 x \$100)
 - BIA associate membership fees**
Paid by organisations supplying discounted services to BIA members. Multiple Farmer Advocacy groups have successfully adopted this model worldwide. Assumes 100 organisations paying \$5,000 for network access. (100 x \$5,000 = \$500,000)
- * **Worth noting, the CCA currently receives circa \$2,000,000 per year**